

ITEM # MWHPOSET

Acacia Wood Hair Pin Open Shelf End Table Assembly Instructions



READ ALL INSTRUCTIONS AND WARNINGS BEFORE USING THIS PRODUCT.

This manual provides important information on proper assembly. Every effort has been made to ensure the accuracy of this manual. These instructions are not meant to cover every possible condition and situation that may occur. We reserve the right to change this product at any time without prior notice.

**IF THERE IS ANY QUESTION ABOUT A CONDITION BEING SAFE OR UNSAFE,
DO NOT USE THIS PRODUCT!**

QUESTIONS? CONTACT CUSTOMER SERVICE.

Call Customer Service at 1-636-532-9888, Monday-Friday, 8 AM - 4 PM Central Time. A copy of the sales receipt is required.

KEEP MANUAL, SALES RECEIPT & WARRANTY FOR FUTURE REFERENCE



To register your product warranty, please visit
buffalotools.com or scan the QR code.

PRODUCT SPECIFICATIONS

- Size: 16"W x 16"D x 22" H
- Iron Construction Hair Pin Legs
- TSCA Title VI compliant
- 300 lb weight capacity

COMPONENTS



1 piece Top



4 pieces Legs

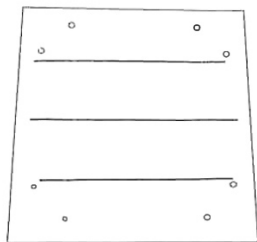


8 pieces Bolts

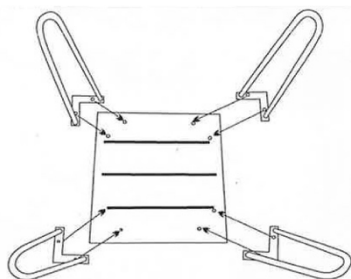


1 piece Hex Key

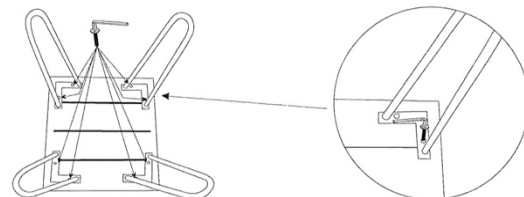
ASSEMBLY INSTRUCTIONS



Locate TOP piece, place it upside down on a smooth surface to avoid scratches.



Align LEGS on either side of the top, and prepare to attach each with two BOLTS.



Use a hex wrench to attach bolts on either side of TOP. Do not over tighten the bolts