

ITEM # LIBLKIT20

20V Cordless Blower

Instructions



READ ALL INSTRUCTIONS AND WARNINGS BEFORE USING THIS PRODUCT.

This manual provides important information on proper operation & maintenance. Every effort has been made to ensure the accuracy of this manual. These instructions are not meant to cover every possible condition and situation that may occur. We reserve the right to change this product at any time without prior notice.

**IF THERE IS ANY QUESTION ABOUT A CONDITION BEING SAFE OR UNSAFE,
DO NOT USE THIS PRODUCT!**

QUESTIONS? CONTACT CUSTOMER SERVICE.

Call Customer Service at 1-636-532-9888, Monday-Friday, 8 AM - 4 PM Central Time. A copy of the sales receipt is required.

KEEP MANUAL, SALES RECEIPT & WARRANTY FOR FUTURE REFERENCE



To register your product warranty, please visit buffalotools.com or scan the QR code.

INTENDED USE

This Li-ion cordless garden blower is intended be used to blow debris from patios, paths, driveways, lawns, bushes and borders. It will also pick up leaves, paper, small twigs and wood chippings. For safety reasons it is essential to read this entire instruction manual before first operation and to observe all the instructions herein. This product is intended for private domestic use only, not for any commercial trade use. It must not be used for any purposes other than those described in this manual. Only make this product available to third parties together with its operating instructions. All company and product names are trademarks of their respective owners.

PACKAGE CONTENTS

Garden blower
Blower tube
Rechargeable Battery & Battery Charger
Operating instructions

FEATURES

Charger Voltage: 100-240V/50-60Hz, 60W
Rated Voltage: 20V, 2.0Ah Li-Ion battery
Max Speed : 7500 / 16000 RPM
Air Speeds (2) : 93 MPH and 130 MPH

SAFETY INSTRUCTIONS

Read the operating instructions and safety information carefully. Follow the safety information and information on proper handling in these operating instructions.

Do not leave blower unattended or running when turned on.

Do not handle the blower with wet hands.

Do not put any object into openings. Do not use with any opening blocked; keep free of dust, lint, hair, and anything that may reduce air flow.

Keep hair, loose clothing, fingers, and all parts of body away from openings and moving parts.

Protect your lungs. Wear a face or dust mask if the operation is dusty. Following this rule will reduce the risk of serious personal injury.

Do not use the machine when it is raining or on wet surfaces.

Choose a stable and safe position, especially on steps. When operating the machine take great care and always hold it firmly with both hands.

When the garden blower is not in use, i.e. for transport or storage, keep it in a dry place and out of the reach of children.

Always wear suitable clothing, e.g. anti-slip shoes and unrestrictive close-fitting garments that cannot get caught.

Always wear safety goggles or a face guard, protective gloves and wear ear guards (PPE).

Within the working area, the person using the power tool is responsible for any damage or injury sustained by third parties or their property, which has been caused by the power tool. Watch your working area and do not allow third persons or animals to be around.

WARNING





This product is not a toy. Keep it out of the reach of children and pets.

Do not leave packaging material lying around carelessly. It may become a dangerous toy for children.

Do not place the product under any mechanical stress.

Handle the product carefully. Jolts, impacts or a fall even from a low height may damage the product.

Pay attention to all additional safety information in the individual sections of these instructions.

	Wear safety goggles during operation.
	Wear ear protection during operation.
	Wear hand protection during operation.
	Product conforms to relevant safety standards.

WARNING

Before operation, make sure that all screw connections are tightened and that the overall secure condition of the blower is ensured.

Remove any adjusting keys, e.g. spanners, before turning the appliance on. The tool could be thrown out when the appliance is switched on and cause injuries.

Keep the handles and surfaces of the tool dry, clean and free of oil or lubricants. Slipping during operation leads to a loss of control and accidents.

Exercise caution during operation and do not allow yourself to be distracted.

Keep children, people and animals away from the working area. Distractions can cause accidents.

Be sure to keep a firm stand during operation. This makes it much easier to control the tool in unforeseen circumstances.

Do not insert any objects into the ventilation slots. In addition, make sure that no clippings, etc. fall into the vents. This could cause a short circuit, and there is also the risk of fire and explosion.

Never leave the appliance unattended when the rechargeable battery is in. Remove the rechargeable battery from the appliance after use.

Do not use the tool when you are tired or under the influence of drugs, alcohol or medication. A moment of carelessness can cause serious injuries.

Use personal protective equipment. Always wear safety goggles, sturdy shoes, long trousers, ear protection and protective gloves. Never work barefoot or wearing sandals.

Wear appropriate clothing. Do not wear jewellery. Wear tight-fitting clothing when working.

Always use the tool carefully. Avoid the familiarisation effect if you have already worked with the tool a lot. Always observe the safety instructions and always stay alert. A moment of carelessness can result in serious accidents.

Service the tool regularly and check for signs of damage, dirt, incorrect settings, wear and tear or other issues that may present a hazard. Have damaged devices repaired by a specialist before operation. Poorly maintained tools very often lead to accidents.

Rechargeable Batteries

Keep batteries out of the reach of children. Do not leave batteries lying around, as they constitute a choking hazard for children and pets.

Batteries must not be dismantled, short-circuited or thrown into fire. Never recharge non rechargeable batteries. This may cause an explosion!

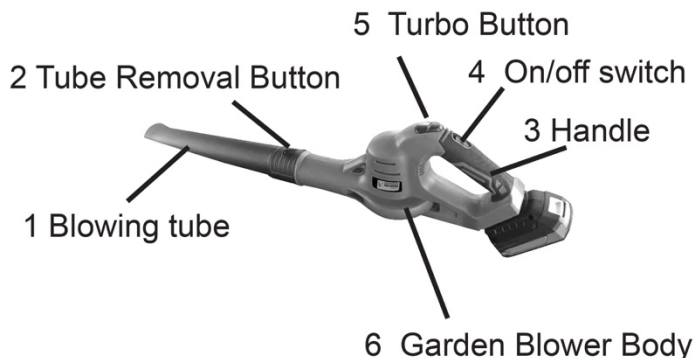
Charge the rechargeable battery regularly, even if you are not using the product. Due to the rechargeable battery technology being used, you do not need to discharge the rechargeable battery first.

Never leave the rechargeable battery unattended when it is charging.

Place the product on a heat-resistant surface before charging the rechargeable battery. It is normal that a certain amount of heat is generated during charging.

PRODUCT OVERVIEW

1. Blowing tube
2. Tube removal button
3. Main handle
4. On/off switch
5. Turbo button
6. Garden blower body



INSTALLATION

The garden blower must be fully assembled before use.

The blower tube (1) can be installed on the blower without using any tools. Slide the blower tube onto the blower body (6) until tube removal button (2) clicks into place.

Insert the fully charged rechargeable battery in the battery holder under the main handle. The rechargeable battery must click into place.

Close the rechargeable battery safety latch.

The operating time depends on the rechargeable battery performance and battery charge.

OPERATING THE GARDEN BLOWER

WARNING: If any parts are missing, damaged or broken, do not operate your blower until all damaged parts have been replaced or repaired. Failure to do so could result in serious personal injury.

1. Only turn on the product if your hands and feet are at a sufficient distance from the working area.
2. Hold the product with one hand at the handle.
3. Push On/Off switch upwards to turn the blower on. To turn the blower off, push ON/Off switch downwards.
4. To increase blowing speed push on the Turbo button. The blowing speed will increase.

Always hold the blower by the grip surfaces.

Always make sure that the on/off switch is switched off when you store, pick up or carry the appliance.

Never turn on the appliance if there are foreign objects in the blowing tube.

Before you put the appliance down or place it on a surface, wait until the drive has come to a complete standstill.

Always remove the rechargeable battery when you are adjusting the blower, storing the appliance, removing a blockage, feel unusual vibrations, or after contact with a foreign body (in this case, check the appliance).

CARE AND CLEANING

Store indoors in a place that is inaccessible to children.

Never use aggressive detergents, rubbing alcohol or other chemical solutions, as these may damage the housing or stop the product from functioning properly.

Turn off the blower and remove the rechargeable battery before cleaning.

Never submerge the product in water.

TROUBLESHOOTING

Problem	Possible cause	Solution
Product does not start	Not connected to battery pack	Connect to battery pack
	Low battery capacity	Charge the battery pack
	Other defect to the product	Check with a specialist
Product does not reach full power	Low battery capacity	Charge the battery pack
	Air vents are blocked	Clean the air vents
Product is over heating	Air vents are blocked	Clean the air vents

PRODUCT DISPOSAL

When this product reaches the end of its life or is disposed of for any other reason, it must not be disposed of in household waste. In order to preserve natural resources, please recycle or dispose of this product in an environmentally friendly way. It should be taken to your local waste recycling center or other authorized collection and disposal facility. If in doubt consult your local waste authority for information regarding available recycling and / or disposal options. Information for (private householders) for the environmentally responsible disposal of Waste Electrical and Electronic Equipment (WEEE).



This symbol on products and or accompanying documents indicates that used and end of life electrical and electronic equipment should not be disposed of in household waste. For the proper disposal, treatment, recovery and recycling, please take these products to designated collection points, where they will be accepted on a free of charge basis. Alternatively, in some countries you may be able to return your products to your retailer upon the purchase of an equivalent new product. Disposing of this product correctly will help to save valuable resources and prevent any potential adverse effects on human health and the environment which could otherwise arise from inappropriate waste disposal and handling. Please contact your local authority for further details of your nearest designated collection point. Penalties may be applicable for incorrect disposal of this waste in accordance with national legislation.