



ITEM # AWDP43 Acacia Wood Desk w/Pockets

Assembly Instructions - Max Weight Capacity 220 lbs

Components:



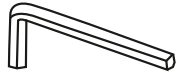
1 Piece Desk Top



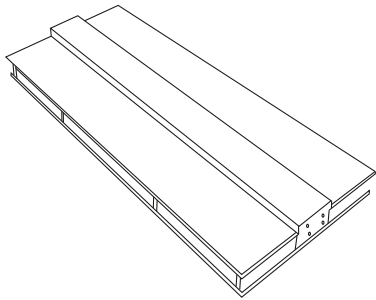
2 Pieces Desk Legs



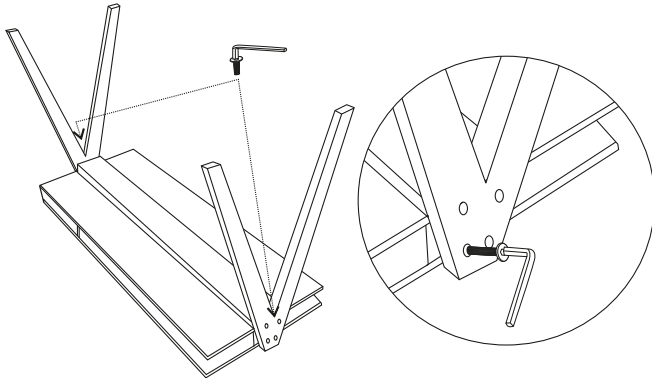
8 Bolts



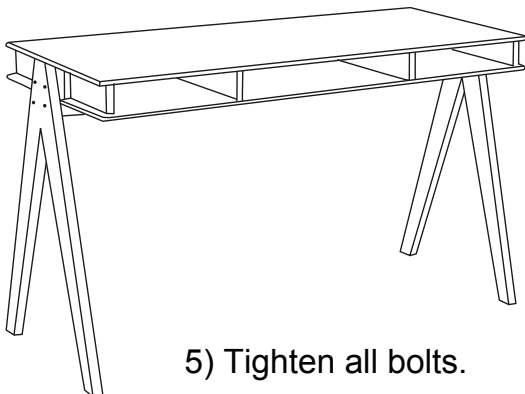
1 Hex Wrench



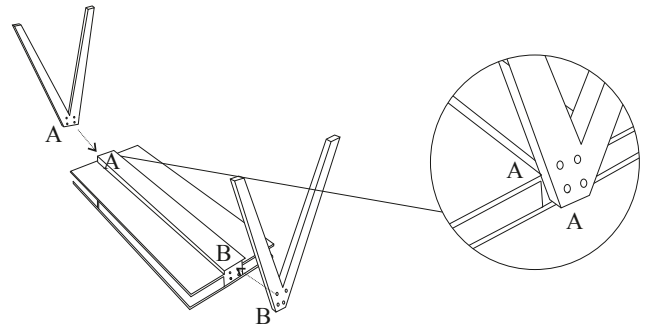
1) Place Desk Top on smooth surface.



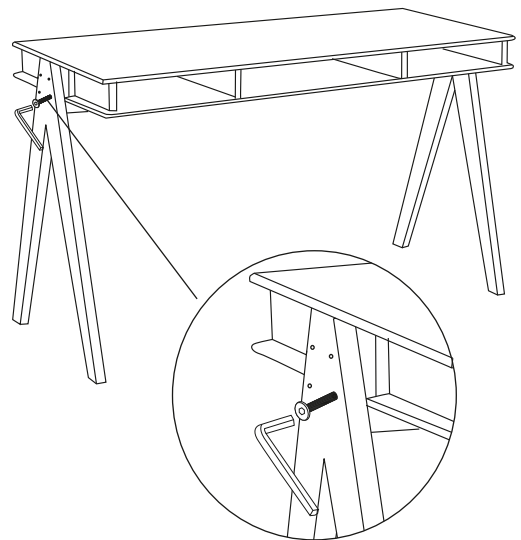
3) Insert Bolts & tighten with Hex Wrench.



5) Tighten all bolts.



2) Match the letters on the Legs & on the bottom of the Desk tabletop. Align the holes on the Legs with the holes on the tabletop.



4) Flip desk right side up and adjust top to be level.

If you experience a problem, have questions or need parts for this product, call

Customer Service at **1-636-532-9888, Monday-Friday, 8 AM - 4 PM Central Time**